

# CERT ONLINE TRAINING INSTRUCTIONS

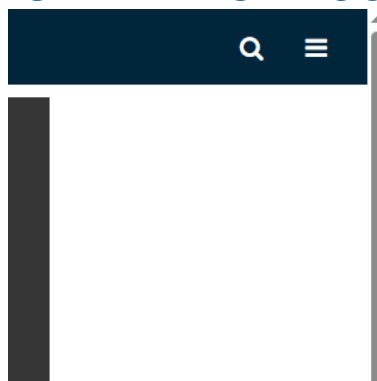
## REGISTER

Visit the California Specialized Training Institute Learning Management System website at: [CERT Hybrid Registration](#)

Click the REGISTER link to set up a login account.



## WHEN YOU RETURN TO THE SITE-ACCESS LOGIN IN THE UPPER RIGHT CORNER



Please do not create an additional account if you already have one. You can find instructions on how to update your previous account with your new email in our online help section, or create a help ticket. The Help Section can be found by selecting the large Help Button on the Front Page.

You must have an active account and be logged in to request any course in our catalog. If you reached this page via a course request, either log in with an existing account or create a new account using the form below, log in and request again.

\* Required Field

\* First Name:

\* Last Name:

\* Email Address:

Address Line 1:

Address Line 2:

City:

State:

Zip:

Agency:

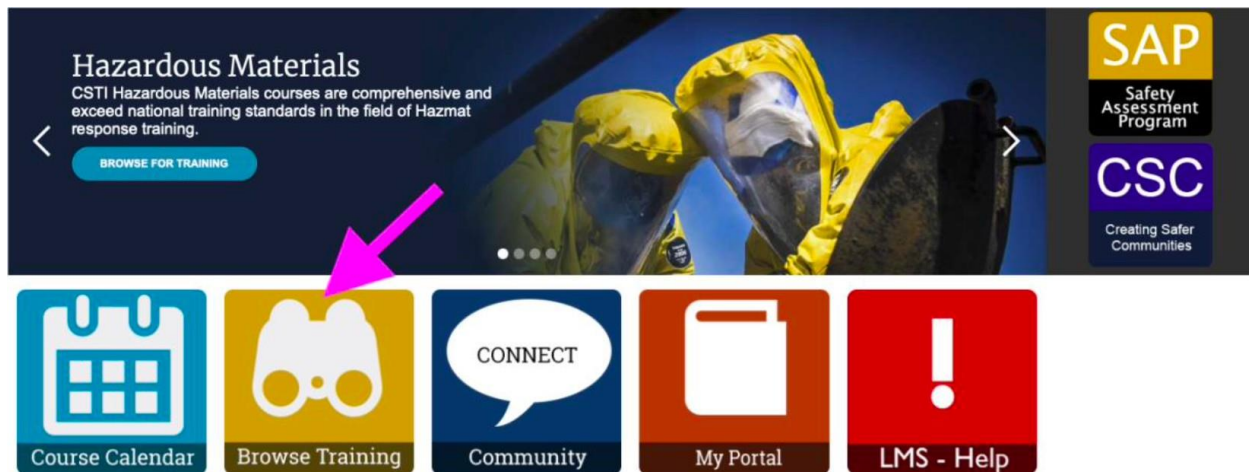
Job Position:

FEMA ID:

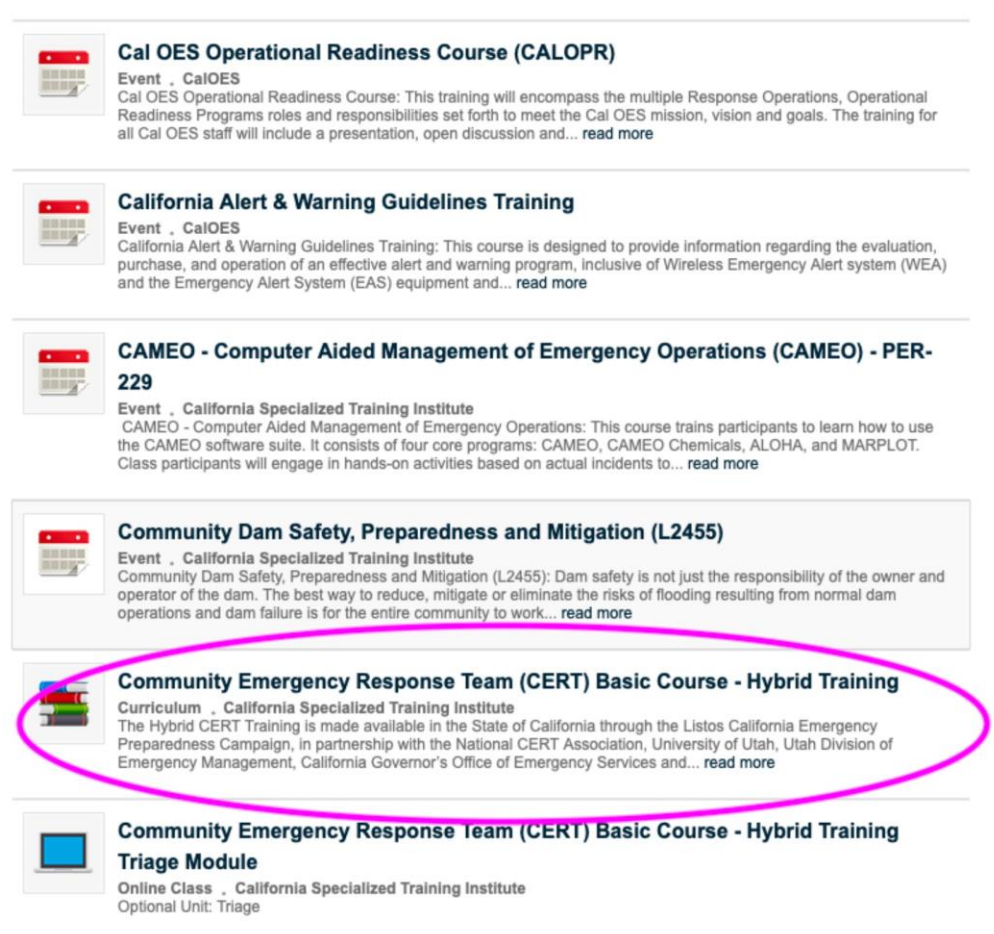
\* Passwords must contain both upper and lower case letters.  
\* Passwords must contain alpha and numeric characters.

## LOG IN & START TRAINING!

Click on the Yellow **BROWSE TRAINING** button:



NEXT, SCROLL TO FIND THE “Community Emergency Response Team (CERT) Basic Course – Hybrid Training”



**Cal OES Operational Readiness Course (CALOPR)**  
Event . CalOES  
Cal OES Operational Readiness Course: This training will encompass the multiple Response Operations, Operational Readiness Programs roles and responsibilities set forth to meet the Cal OES mission, vision and goals. The training for all Cal OES staff will include a presentation, open discussion and... [read more](#)

**California Alert & Warning Guidelines Training**  
Event . CalOES  
California Alert & Warning Guidelines Training: This course is designed to provide information regarding the evaluation, purchase, and operation of an effective alert and warning program, inclusive of Wireless Emergency Alert system (WEA) and the Emergency Alert System (EAS) equipment and... [read more](#)

**CAMEO - Computer Aided Management of Emergency Operations (CAMEO) - PER-229**  
Event . California Specialized Training Institute  
CAMEO - Computer Aided Management of Emergency Operations: This course trains participants to learn how to use the CAMEO software suite. It consists of four core programs: CAMEO, CAMEO Chemicals, ALOHA, and MARPLOT. Class participants will engage in hands-on activities based on actual incidents to... [read more](#)

**Community Dam Safety, Preparedness and Mitigation (L2455)**  
Event . California Specialized Training Institute  
Community Dam Safety, Preparedness and Mitigation (L2455): Dam safety is not just the responsibility of the owner and operator of the dam. The best way to reduce, mitigate or eliminate the risks of flooding resulting from normal dam operations and dam failure is for the entire community to work... [read more](#)

**Community Emergency Response Team (CERT) Basic Course - Hybrid Training**  
Curriculum . California Specialized Training Institute  
The Hybrid CERT Training is made available in the State of California through the Listos California Emergency Preparedness Campaign, in partnership with the National CERT Association, University of Utah, Utah Division of Emergency Management, California Governor's Office of Emergency Services and... [read more](#)

**Community Emergency Response Team (CERT) Basic Course - Hybrid Training Triage Module**  
Online Class . California Specialized Training Institute  
Optional Unit: Triage

THIS LINK AT THE BOTTOM OF THE MAIN PAGE WILL TAKE YOU TO THE LOGIN AND CREATE ACCOUNT PAGES. **YOU MUST FIND THE COURSE BY CLICKING THE BROWSE TRAINING IN PIC ABOVE.**



## CERT Basic Emergency Response Training - Three easy steps

**STEP 1:** [Create free account here](#) or by using the green register button above.

**STEP 2:** [Log in here](#) or use the purple login button above.

**STEP 3:** Request and Launch the free CERT Basic Course - Hybrid Training. Once your account is created and you are logged in, check back here to get the link to the training.

[CREATE FREE ACCOUNT](#)

Once the Curriculum has opened, click the **REQUEST** button and the course will go to your **LEARNING PORTAL**.

The screenshot shows a web interface for training details. At the top, there are logos for Cal OES and LISTOS CALIFORNIA ALL CALIFORNIA. Below the logos, the page title is "Training Details". The main content area displays the course title "Community Emergency Response Team (CERT) Basic Course - Hybrid Training" with a small icon and the text "Curriculum · California Specialized Training Institute · \$0.00". A prominent "Request" button is visible. Below the button, a paragraph of text explains that the training is made available through the LISTOS California Emergency Preparedness Campaign, in partnership with the National CERT Association, University of Utah, Utah Division of Emergency Management, California Governor's Office of Emergency Services and Merit. Further down, there are sections for "Price" (\$0.00), "Catalog ID" (Community Emergency Response Team (CERT) Basic Course - Hybrid Training), "Course Code" (CERT-BC-HT), "Available Languages" (English (US)), "Version" (12.0), and "Subjects" (CERT, Emergency Management). At the bottom, there is a "Curriculum" section with a "Training Units" list:


- CERT - UNIT 1: Disaster Preparedness**  
CERT - UNIT 1: Disaster Preparedness - For the CERT Online Basic Training
- CERT - UNIT 2: CERT Organization**  
CERT - UNIT 2: CERT Organization - For CERT Online Basic Training
- CERT - UNIT 3: Disaster Medical Operations**  
CERT - UNIT 3: Disaster Medical Operations - For CERT Online Basic Training

Access your **LEARNING PORTAL** in the upper right corner of the **HOME** page. See the **TRAINING in PROGRESS** section to access the course(s) you requested. Click on the course to open.

The screenshot displays the 'My Training Portal' interface. At the top left, there are logos for Cal OES and the State of California. A search icon is in the top right. The main header area contains the text 'My Training Portal' and a folder icon. Below this, the interface is divided into several sections:

- Your Inbox:** Includes a 'View Transcript' link, showing 0 approved training selections and 1 registered selection.
- Your Assigned Training:** Shows 'No assigned training'.
- Your Upcoming Sessions:** Shows 'No Sessions Scheduled'.
- Your Interest & Waitlist Tracking:** States 'You have no waitlisted sessions. You have not indicated interest in any events.'
- Training in Progress:** Contains a table with one entry: 'Community Emergency Response Team (CERT) Basic Course - Hybrid Training'. An 'Action' column for this entry contains the link 'Open Curriculum', which is pointed to by a black arrow.
- Pending Evaluations:** Shows 'No Pending Evaluations'.

Click on OPEN CURRICULUM (again!)



CURRICULUM

## Community Emergency Response Team (CERT) Basic Course - Hybrid Training

Last Updated 02/08/2024

### Details

The Hybrid CERT Training is made available in the State of California through the Listos California Emergency Preparedness Campaign, in partnership with the National CERT Association, University of Utah, Utah Division of Emergency Management, California Governor's Office of Emergency Services and Merit.

[Show More](#)

### Contents

9 Trainings

TRAINING UNITS	
ONLINE CLASS	CERT - UNIT 1: Disaster Preparedness
ONLINE CLASS	CERT - UNIT 2: CERT Organization
ONLINE CLASS	CERT - UNIT 3: Disaster Medical Operations
ONLINE CLASS	CERT - UNIT 4: Disaster Medical Operations

[Show More](#)

CURRICULUM

Community Emergency Response Team (CERT) Basic Course - Hybrid Tr...

In Progress

Open Curriculum



## Select the module you want to do, and click LAUNCH:

The module will pop open a new window, and you can work through it to completion.

Continue with all modules in the CERT Basic Course – Hybrid Training until you have completed all of them. The site will track your progress.

The screenshot displays the user interface for the 'Community Emergency Response Team (CERT) Basic Course - Hybrid Training'. On the left, a sidebar shows a progress indicator at 0% and a menu with 'Community Emergency Response Team (CERT) Basic Course - Hybrid Training' and 'TRAINING UNITS'. The main content area is titled 'Community Emergency Response Team (CERT) Basic Course - Hybrid Training' and shows a 'Training Units' section with a 0% completion rate. Three units are listed: 'UNIT 1: Disaster Preparedness', 'UNIT 2: CERT Organization', and 'UNIT 3: Disaster Medical Operations'. Each unit has a 'Launch' button. A pink arrow points to the 'Launch' button for Unit 1.

## FIND & PRINT YOUR COMPLETION CERTIFICATE!

**Once you have completed all of the modules**, you will need to capture your completion certificate to show your in-person trainers. You may receive an email from [help@merit.com](mailto:help@merit.com) regarding tracking your progress on the modules – you are welcome to use this service to track your progress, but it’s not necessary. What will be required by your in-person trainers is the FINAL completion certificate.

Here’s how you can find that: Be sure you are logged in to the California Specialized Training Institute Learning Management System website.

Click the “BROWSE TRAINING” button and scroll to the Community Emergency Response Team (CERT) Basic Course – Hybrid Training” again.

The page will show you have completed the course.

On the top right, click on the link to YOUR TRANSCRIPT:

CURRICULUM

## Community Emergency Response Team (CERT) Basic Course - Hybrid Training

Last Updated 07/13/2021

### Details

The Hybrid CERT Training is made available in the State of California through the Listos California Emergency Preparedness Campaign, in partnership with the National CERT Association, University of Utah, Utah Division of Emergency Management, California Governor's Office of Emergency Services and Merit.

[Show More](#)

### Contents

9 Trainings

TRAINING UNITS	
ONLINE CLASS	UNIT 1: Disaster Preparedness
ONLINE CLASS	UNIT 2: CERT Organization
ONLINE CLASS	UNIT 3: Disaster Medical Operations
ONLINE CLASS	UNIT 4: Disaster Medical Operations

[Show More](#)

CURRICULUM

Community Emergency Response Team (CERT) Basic Course - Hybrid Training

**Completed**

Training was successfully completed and recorded to [your transcript](#).

[Register](#)

Click the View Completion link to find your certificate:

Home > Joe Trainee > Transcript: Joe Trainee


### Transcript: Joe Trainee

Use the transcript to manage all active training. Click the drop down with the word Active in it, and select Completed to see all the courses you have previously finished. I active training.

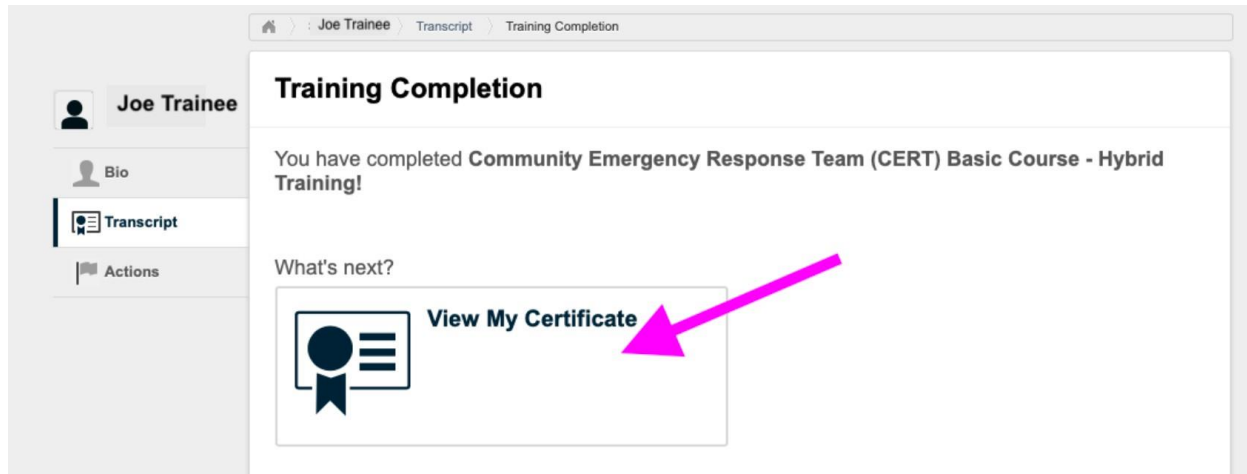
Filter by Training Status: Archived | Sort by: Title | Filter by Training Type: All Types

Search by Keyword: Search

Search Results (2)

	<b>Community Emergency Response Team (CERT) Basic Course - Hybrid Training</b> Due : No Due Date   Status : Completed   Training Type : Curriculum	<a href="#">View Completi...</a>
---	---	----------------------------------

Click **VIEW MY CERTIFICATE**:



The site will pop up a new window showing your certificate of completion.  
CONGRATULATIONS!!!

You can either: print it out OR download it to your phone to show to your instructors at your next in person training.